



www.efic.org

9th Congress of the

EUROPEAN

PAIN FEDERATION EFIC®



CONGRESS STATS

PAIN IN EUROPE IX

VIENNA, AUSTRIA, 2-5 SEPTEMBER 2015

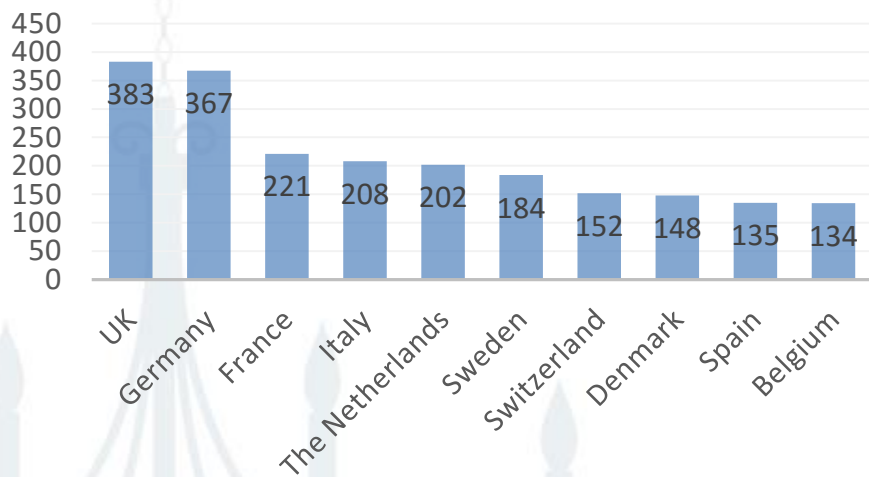
DON'T SUFFER IN SILENCE

EFIC 2015 Stats

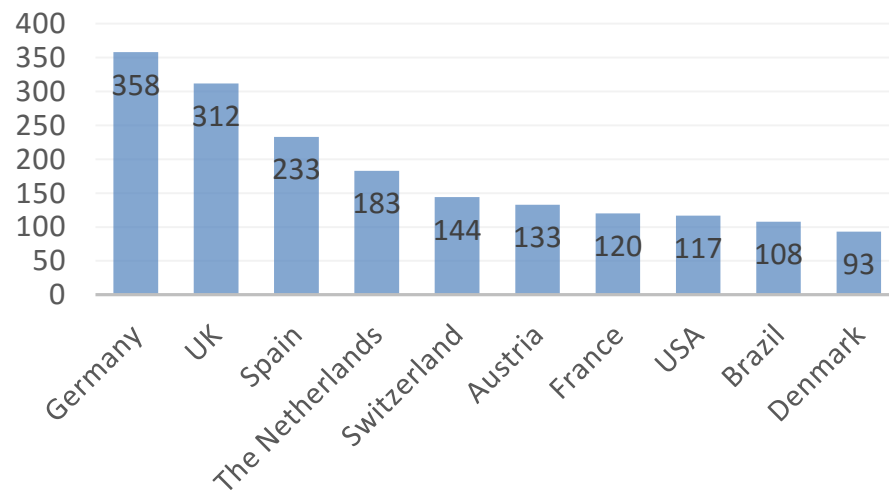
	2015	2013	2011
Number of Registered Delegates	3,426 (as of August 30th)	4,010	3,840
Work Shop Submission	401	534	370

10 Leading Countries 2013-2015 REGISTRATION

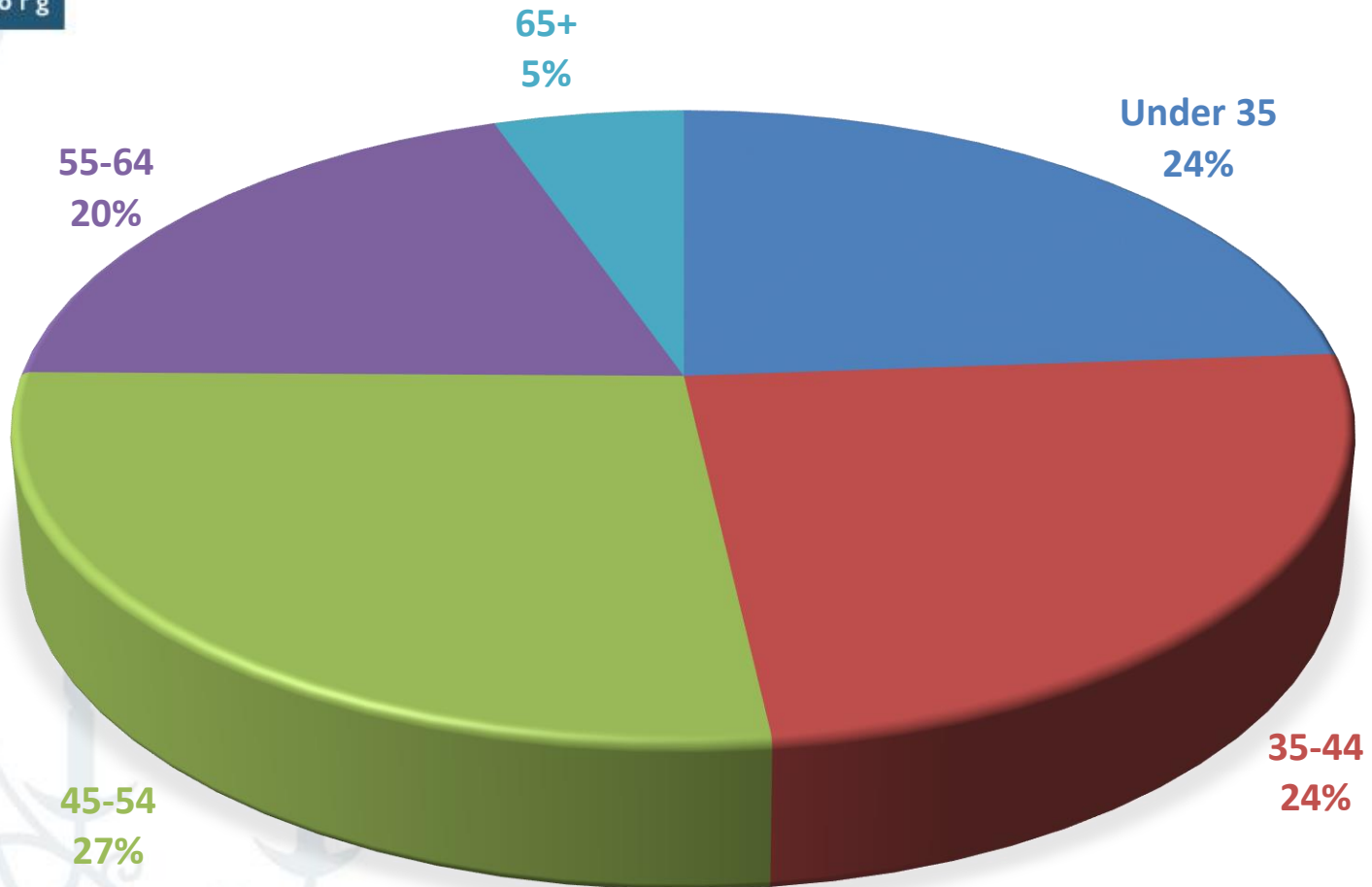
2013



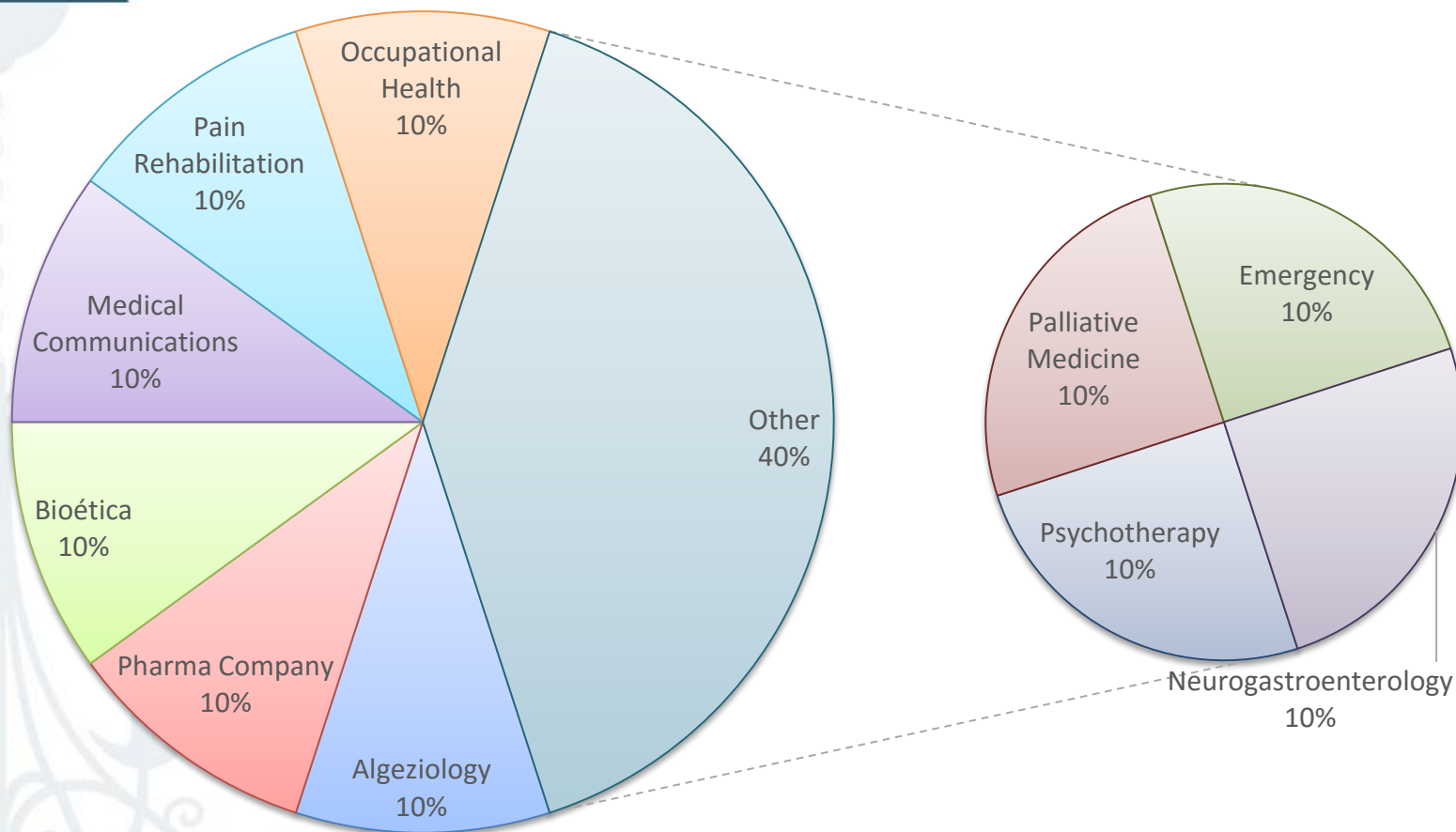
2015



EFIC 2015 AGE

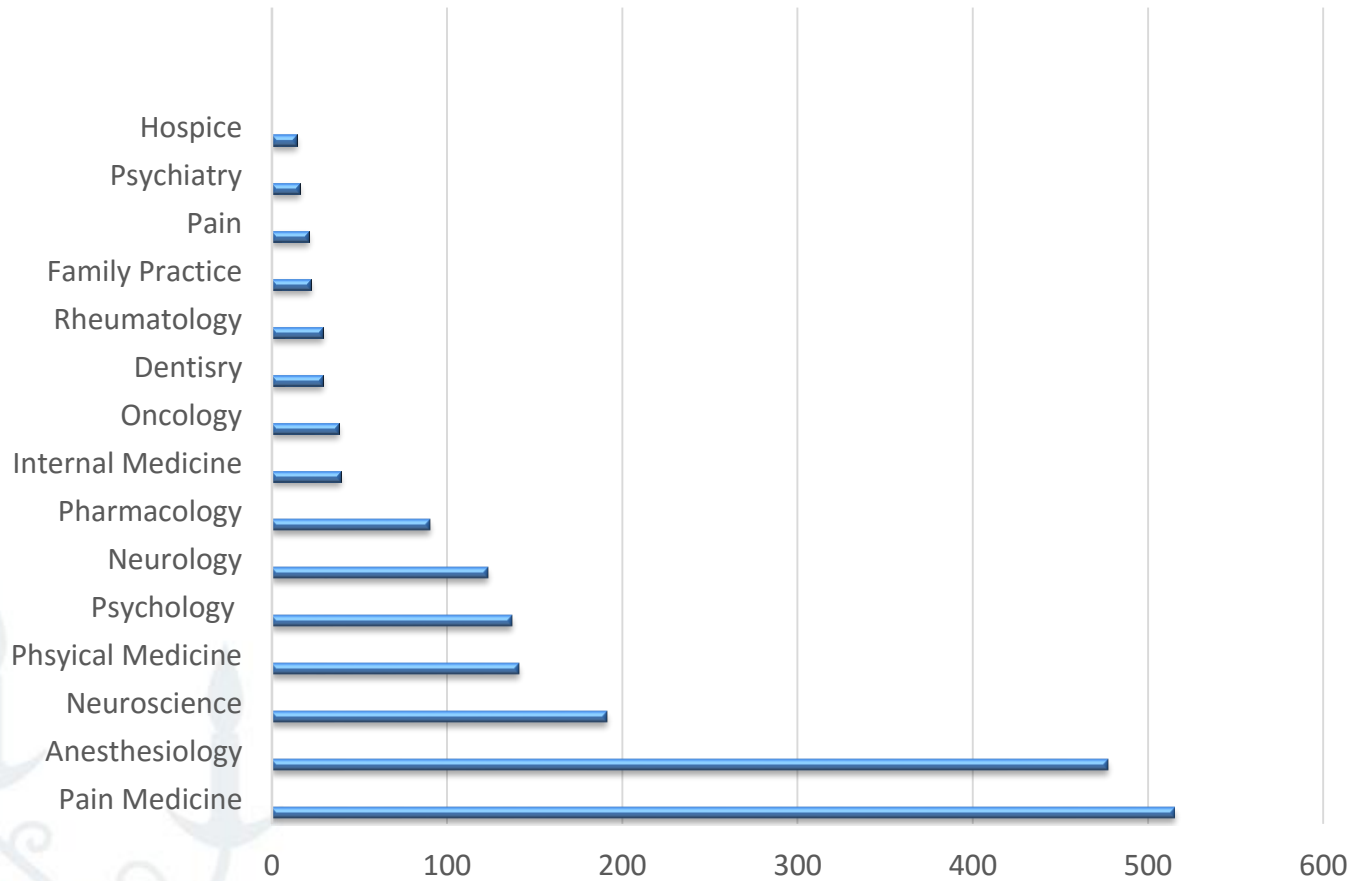


EFIC 2015 PROFESSIONAL WORKPLACE



EFIC 2015

PROFESSIONAL INTEREST





www.efic.org

EFIC SPONSORSHIP & EXHIBITION 2013 - 2015

Item	2013	2015
Total Number of Sponsors	8	11
Total Number of Exhibitors	29	36
Total Number of Satellite Symposia	8	10



EFIC ABSTRACTS 2013 - 2015

www.efic.org

EFIC 2015 2-5 Sept 2015	EFIC 2013 Oct 9-13, 2013	EFIC 2015 2-5 Sept 2015	EFIC 2013 Oct 9-13, 2013	EFIC 2015 2-5 Sept 2015	EFIC 2013 Oct 9-13, 2013
25 February 2015 First Deadline	May 7, 2013 First Deadline	9 March 2015 Extended Deadline	May 21, 2013 Extended Deadline	15 June - 15 July Late Breakers deadline	Late Breakers deadline
887	1038	1066	1245	167	N/A

	2013	2015
TOTAL ABSTRACTS	1245	1233



EFIC 2015 PROMOTION

www.efic.org

Direct Email
Marketing
(Mailshots)

21 mailshots sent + **2** daily mailshots onsite

Database: **52,000** | Open rate: **22.25%** | Click rate: **3.02%**
(Global Avg 22.87%) (Global Avg 2.67%)

Website

82,954 total visits | **53%** new visitors | **215,305** page views

Online
Advertising

11,192 total clicks to the website | over **1.5 Million** displays for the ads

Social
Media

Facebook: **966** Followers | Twitter: **250** Followers | YouTube: **2,737** Views

Cross
Promotion

Achieved promotion with **20** related societies and **18** related congresses